



PLAY.
PERFORM.
COMPETE.
TOGETHER.

2025-26 NFHS Volleyball Rules PowerPoint

Rules Changes
Editorial Changes
Points of Emphasis

Copyright© 2025 National Federation of State High School Associations. All Rights Reserved.

This copyrighted power point is presented by the NFHS. This material shall only be reproduced or distributed by member state associations for teaching and training purposes. Distribution to the public is prohibited without the express written consent from the NFHS. Please contact Davis Whitfield, COO at dwhitfield@nfhs.org with requests.

THE OFFICIAL VOLLEYBALL NET SYSTEM OF NFHS

sports **II**mports

AT THE CENTER OF EVERY VOLLEYBALL CHAMPIONSHIP

X



61,000+ NET SYSTEMS SOLD SINCE 1976

WE PARTNER WITH THE BEST





2025-26 NFHS Volleyball Rules Changes



THE BALL

3-2-1 NOTE (NEW)

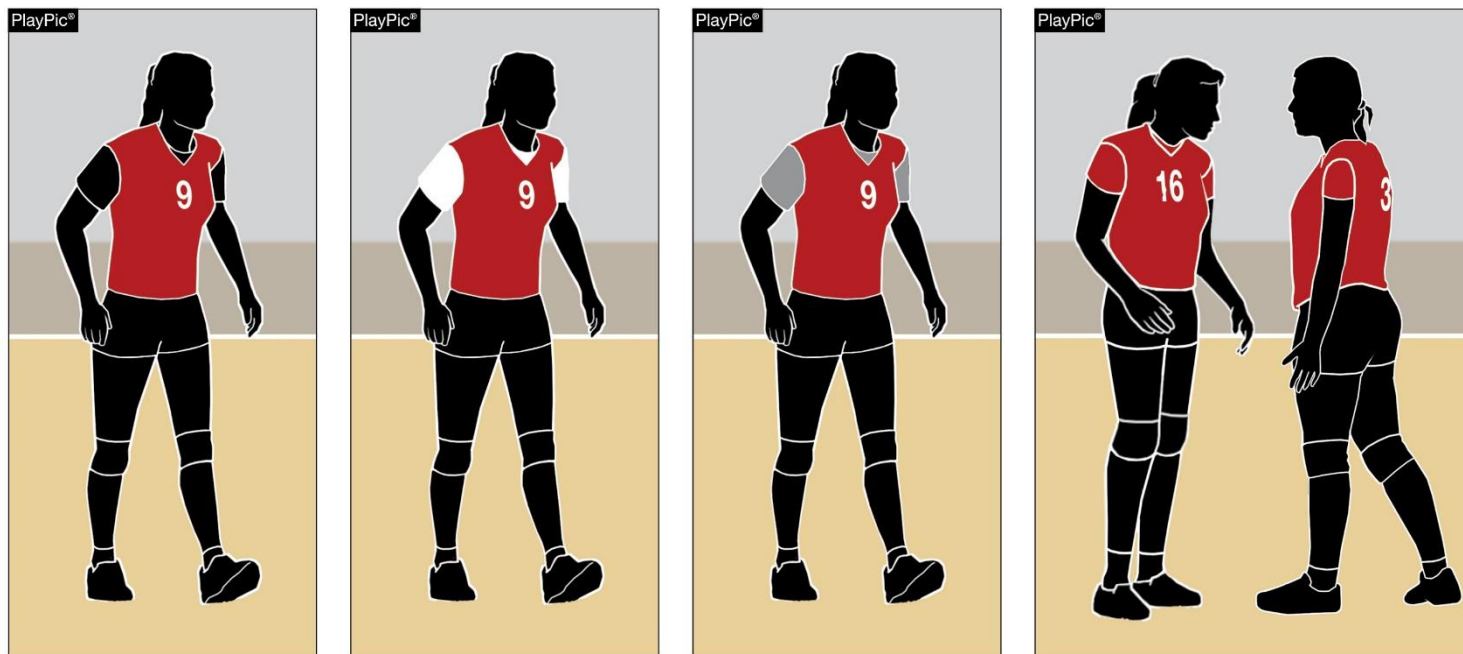
- Beginning with the 2026-27 school year, state associations may adopt the use of a non-smooth or textured volleyball. There are no restrictions on color or shape of panels for textured volleyballs.



LEGAL UNIFORM

4-2-1h(3), 4-2-1i(2)

- Team members may wear black, white or gray undergarments in addition to undergarments that match the predominant color of the uniform. However, all team members, other than the libero, must wear matching colors.



LEGAL UNIFORM

4-2-4d, f

- Beginning July 1, 2029, the number on the front of the uniform must be centered on the upper half of the uniform top, eliminating the measurement requirements from the shoulder seam and neckline.



LEGAL UNIFORM

4-2-4d, f



- Numbers **not centered** on the upper half of the uniform top will be illegal beginning with the 2029 season. When a team cannot begin the match with six players wearing legal uniforms, a loss of rally/point shall be awarded to the opponent at the beginning of the match, and the state association shall be notified.






OFFICIALS UNIFORM AND EQUIPMENT, SECOND REFEREE RESPONSIBILITIES

5-3-2b, 5-5-3b(9)

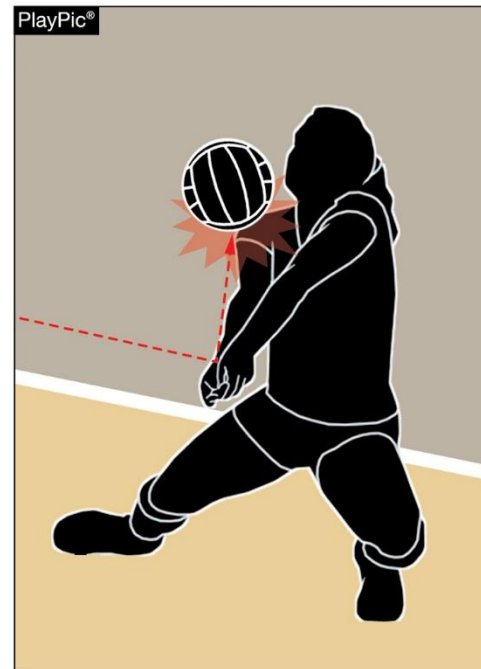
- Eliminates the requirement for second referees to carry and use a lineup card to check the starting lineups. Officials may use each coach's submitted lineup sheet to check the starting lineup. Newer officials can still use the lineup card as a training tool.



CONTACTING THE BALL

9-4-8c (NEW)

- Eliminates the judgment call of a multiple contact fault in a single attempt to play the ball on the second team hit if the ball is next contacted by a teammate. This allows for play to continue when multiple contacts on the second team contact do not create an advantage for the offending team.
- Prolonged contact and multiple attempts to play the ball are still faults.


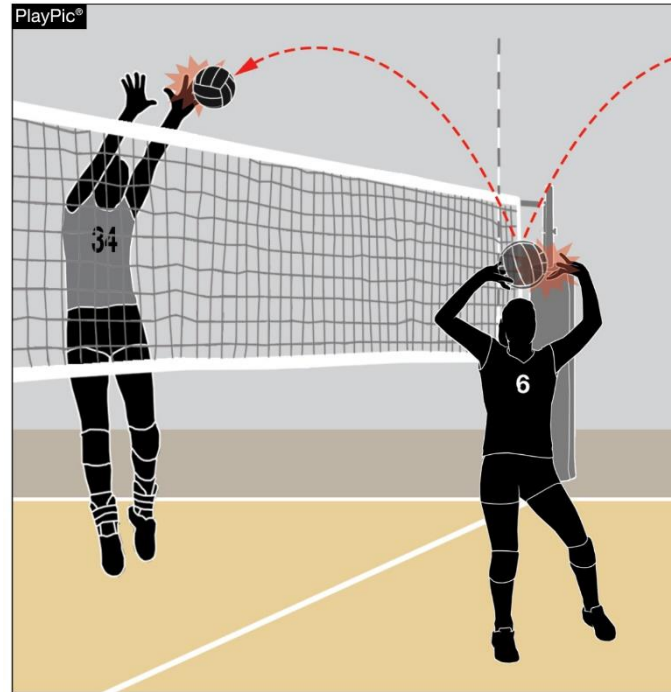


CONTACTING THE BALL

9-4-8c (NEW)



- If a player contacts the ball multiple times during one attempt to play the ball on a team's second hit and an opponent is next to contact the ball, a multiple contact fault has occurred.



CONTACTING THE BALL

9-4-8c (NEW)

- If a player contacts the ball multiple times during one attempt to play the ball on a team's second hit and players from both teams next contact the ball at the same time in the plane of the net – legal and play continues.


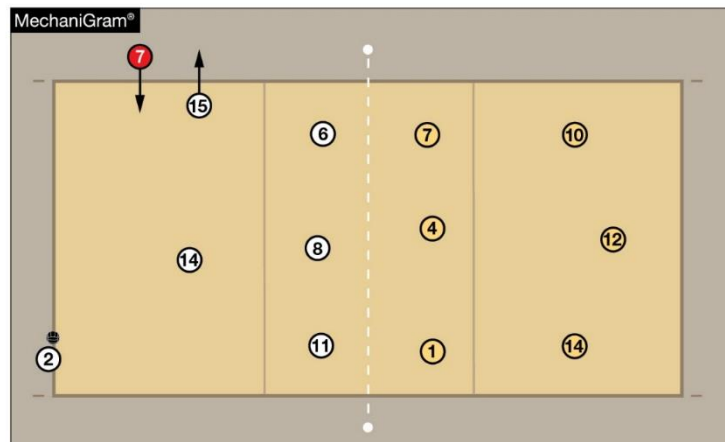


LIBERO REPLACEMENT

10-4 PENALTIES 1



- The penalty administration for an illegal libero replacement is now an unnecessary delay if identified **BEFORE contact of serve.**

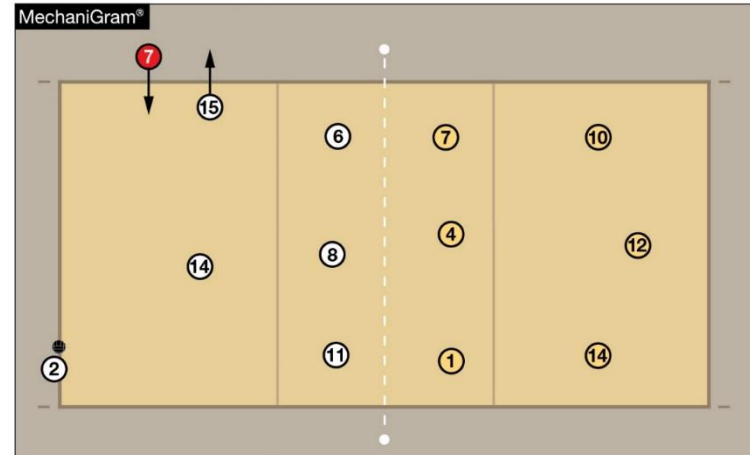


LIBERO REPLACEMENT

10-4 PENALTIES 1



- If an illegal libero replacement occurs and is identified **AFTER contact of serve**, it is an illegal alignment fault.



ILLEGAL ALIGNMENT



2025 NFHS Volleyball Editorial Changes

EQUIPMENT AND ACCESSORIES, LEGAL UNIFORM 4-1 & 4-2 PENALTIES

- Clarifies when a team cannot begin a match with six players without body paint or glitter, after attempting to remove, the same penalty for illegal uniform applies.
 - A loss of rally/point awarded to the opponent at the beginning of the match and the state association shall be notified to determine further action or penalty as deemed necessary.





Additional Editorial Changes

- 4-2-4c – Reworded after the implementation of the clearly contrasting uniform number rule.
- 7-1-2a; 7-1-4; 7-1-4 PEN 1 & 2; How to Use the Signals (Signal 1) – Removed the word “accurate” – only requiring a written lineup as inaccurate lineups can be handled with rule 7-1-4.

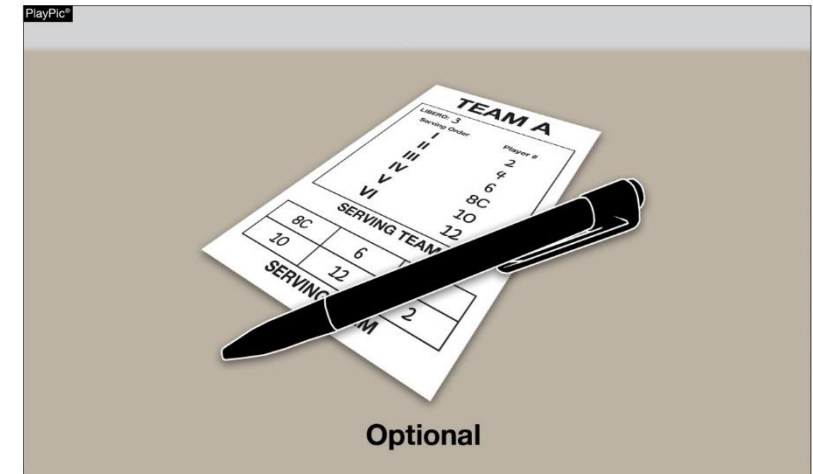


2025 NFHS Volleyball Points of Emphasis



LINEUP CARD

- The second referee's lineup card is an **optional** tool to record each team's lineup.
- It is the choice of the second referee to verify each team's starting lineup prior to each set by using the coaches' submitted lineup sheets or the lineup card.
- It is recommended newer officials use the lineup card as a tool to track rotations.
- Regardless of the method used, communication with scorers is crucial in pre-match and during the match to ensure that players are in correct service order.




LINEUP CARD - Substitution

- If the second referee does not use a lineup card and a substitution is requested, the second referee simply authorizes the entry and turns slightly at an angle to ensure the scorer has recorded the substitution.



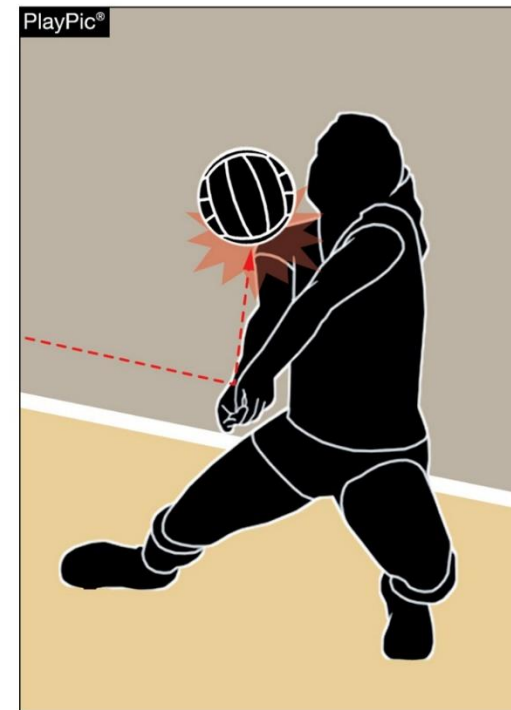
LINEUP CARD - Substitution

- If each team has a substitute(s), the second referee should hold up a hand to indicate to the substitute to wait until the second referee has completed the opposing team's request and entry.




BALL HANDLING

- As the sport has evolved, the rules have adapted to allow multiple contacts on the ball with the caveat that the first referee should only judge the length of time on a body part, whistling a catch/throw or illegal contact, along with the number of contacts made on the same attempt by one player.



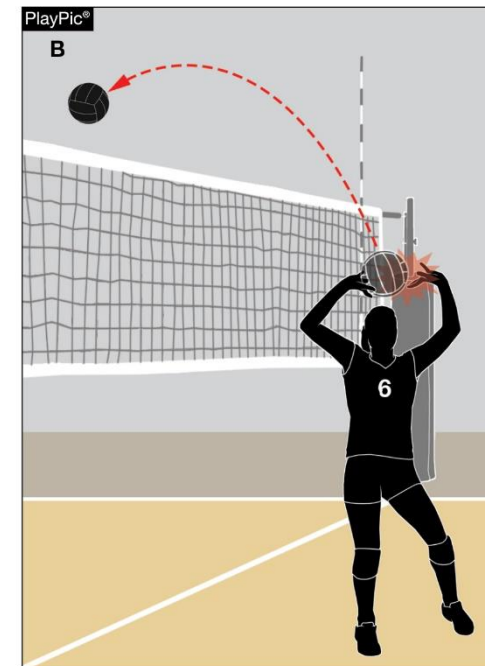
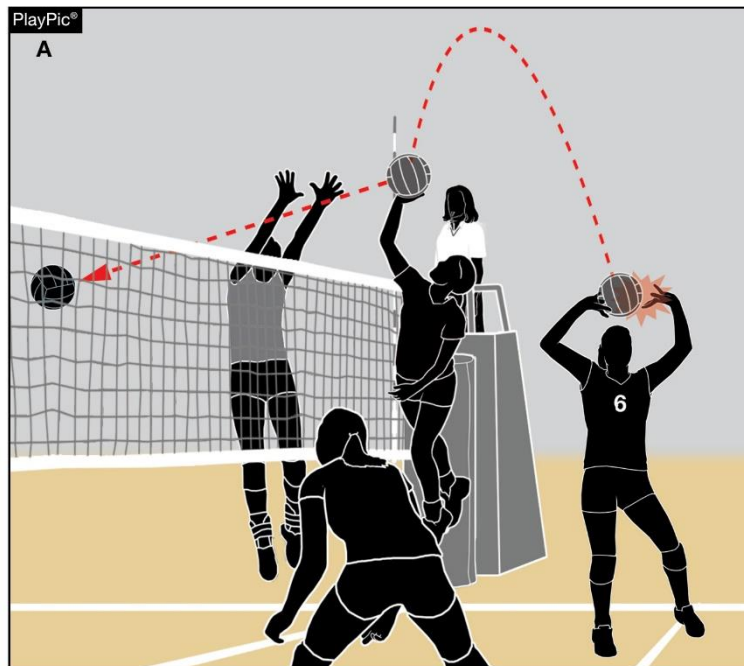
BALL HANDLING

- If there is prolonged contact, a catch/throw or other illegal contact, or a team has multiple contacts on the second hit and the ball is not next played by a teammate, the first referee needs to be prepared to signal those faults.



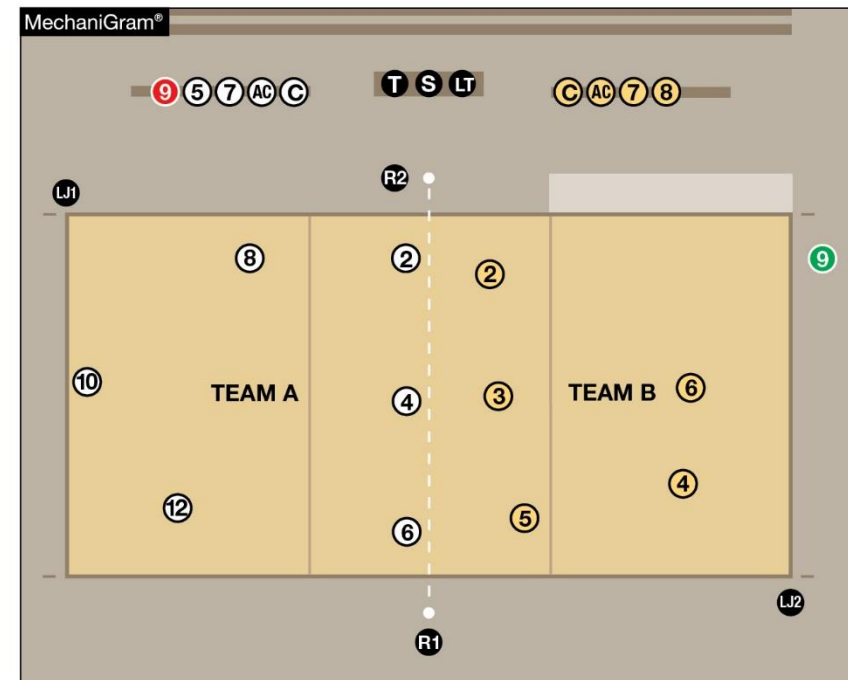
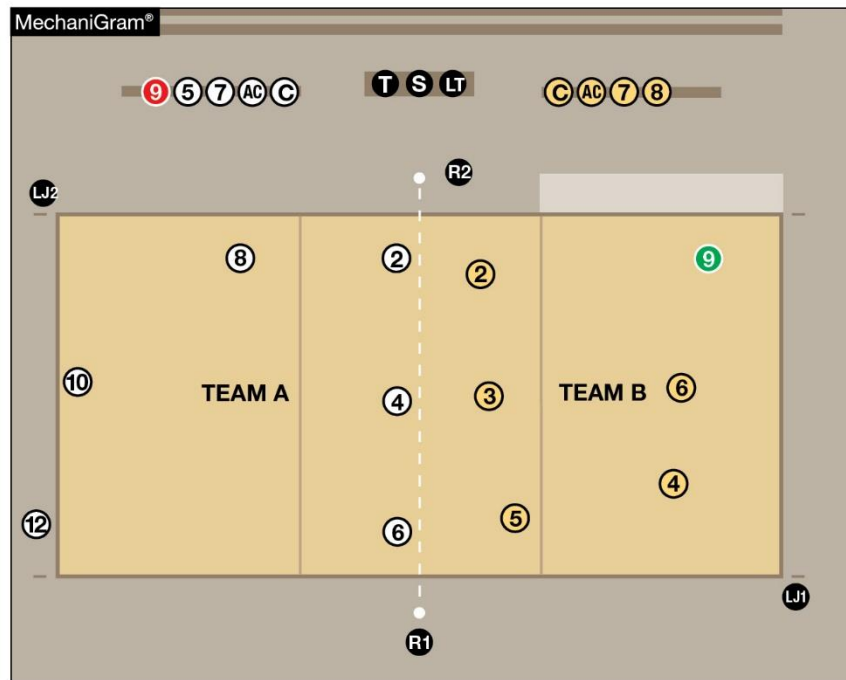
BALL HANDLING

- First referees still must judge the contact on a second team hit to determine its legality; however, as long as it is next played by a teammate (A), it is legal. If the ball crosses over the net or is not next played by a teammate (B), it becomes a fault.



R1 ASSIGNING LJs


- For states who select to remain on the same side of the court throughout the match, the default is for line judges to switch sides between sets to allow for equitable adjudication of the lines. However, rule 5-4-1g provides the first referee the authority to keep line judges on the same side throughout the match to create the best environment for match administration. Any divergence from the default positioning should be communicated to both head coaches.



UNIFORMS — CONTRASTING COLORS



- NFHS Volleyball Rules require the libero jersey to clearly contrast from the team jersey and the body of the uniform number must clearly contrast from the uniform top. These rules are in place to assist officials in quickly identifying the libero as well as player numbers. There are infinite color shades and combinations which makes it difficult to create rules defining what colors contrast from one another.



UNIFORMS — CONTRASTING COLORS


- Tips for selecting color combinations:
 - If the uniform is light colored, such as white, the body of the number should be dark or even black.
 - If the jersey is dark, the body of the number should be light or even white.
 - Avoid too many colors on the team jersey as it limits the colors for a legal libero jersey and uniform numbers.



ILLEGAL



LEGAL



LEGAL



MECHANICS CONCERNS

- Pre-Match: never assume; take time with partner, line judges & coaches
- 3 Step Process when faults occurs: 1. Blow whistle loudly, 2. Signal point, 3. Signal fault (One step at a time)
- It isn't a race: R1 must take their time when communicating the fault & make sure the R2 releases the court back especially after a substitution
- Preventative Officiating: Check equipment & teams for jewelry & illegal uniforms during warm-ups. **DO NOT APPROACH THE ATHLETE, EVERYTHING GOES THROUGH THE COACH**



SIGNALS

- #2 – Line Fault
- #9 – Ball Touched
- #6 – Net Fault or Net Serve (R1 only)
- #10 – Four Hits
- Informal Signals (R2)
 - Set/Match Point
 - Identifying possible back-row player fault
 - Position of Setter prior to serve
 - Illegal Hit
 - Ready to Play



SIGNALS

- R1 communicating to R2 and Coaches
 - Legal Back-Row Attack
 - Behind the Attack Line

NOTE: These signals are to be used discreetly and only when necessary to discern whether the play is legal.



NFHS Officials Education



All Things Officiating in One Place!



CENTER FOR
OFFICIALS SERVICES

Powered by:
DRAGONFLY

- The all-in-one, cloud-based NFHS Center for Officials Services (COS) connects everyone associated with officiating. The COS handles registration, assignments, testing, payments, and a host of other features and integrations that consolidate all officiating needs into a single, modern solution. Free to all NFHS state associations, local associations, and assigner groups.

20+
Member

300,000+
Officials

7,000+
Schools



NEW VOLLEYBALL TRAINING VIDEOS COMING SOON!

The NFHS is excited to announce **two brand-new teaching videos:**

Keeping Score in Volleyball – Master the art of tracking points like a pro.

Libero Tracking in Volleyball – Learn essential tips for monitoring libero play with confidence.

These videos are designed to make scoring and libero tracking simple and accurate for officials, coaches, and scorekeepers and





NFHS Authentication Mark Update



NFHS Authenticating Mark Update

NFHS



Old Logos

Current Logo

NFHS

Specifications

- Do not use the NFHS Authenticating Mark without prior written approval from the NFHS
- This mark is for use of licensees only.

Minimum size

- **Inflatable Balls** - 2 ½" in length (Basketball, Football, Soccer, Volleyball, and Water Polo)
- **Non-Inflatable Balls** - 1 ¼" in length (Baseball, Field Hockey, Ice Hockey Puck, Lacrosse, and Softball)
- On a ball or puck, the NFHS mark may be smaller than manufacturer's logo, but should be placed in proximity to the manufacturer's name for easy identification. Allow enough space around the mark so it can be easily recognized as distinct and separate.
- Reproduce the mark only from the vector artwork provided on Direct Licensing Hub. Do not copy, scan art electronically or use as a template to redraw the symbol.

Note: If sizing or specifications do not work well in your particular design situation, contact K12 Licensing.

NFHS Authenticating Mark Update



A current list of NFHS authenticated products can be found at www.nfhs.org, Resources, Authenticating Mark.



Volleyball



Old Size



Current Size





Thank You

National Federation of State High School Associations

NFHS.org

Phone # 317-972-6900

Email

 @NFHS1920

  @NFHS_org